

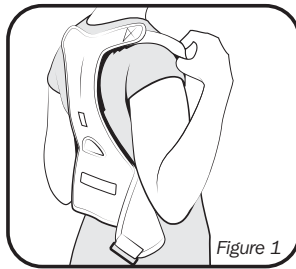
Royal Posture™

Help relieve muscle strain in your neck, shoulders, and back caused by poor posture by aligning your spine with Royal Posture™!

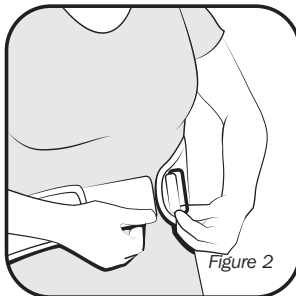
Instructions for Use:

1. Detach hook and loop from waistband and slide the waistband strap out of the metal ring.

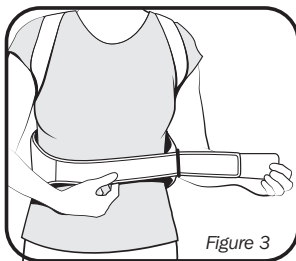
2. With plastic strap adjusters facing outwards, slide straps around your shoulders. (Figure 1).



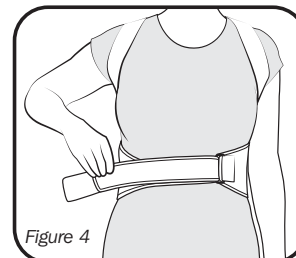
3. Slide the waistband strap through the metal ring (Figure 2).



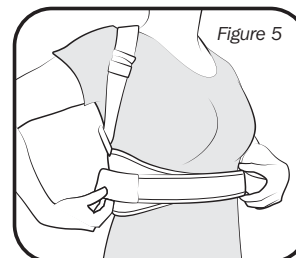
4. Pull waistband strap through metal ring until waistband is snug but comfortable (Figure 3).



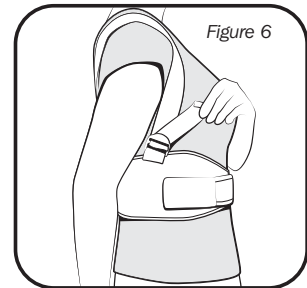
5. Fold the waistband strap onto itself (Figure 4).



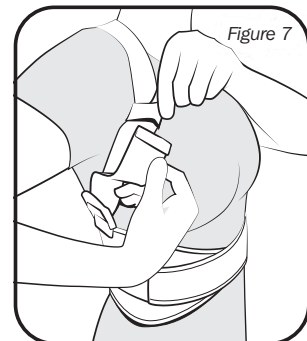
6. Attach hook and loop fastener securely to the waistband (Figure 5).



7. Check the fit of the elastic shoulder straps. To bring shoulders farther back, pull the ends of the elastic straps (Figure 6).



8. Slide elastic loops up the straps to hold loose ends of the shoulder straps (Figure 7).



Helpful Hints:

- For additional comfort, a fitted t-shirt may be worn under Royal Posture.
- You may need to take Royal Posture off in order to adjust the straps.
- Straps may need to be tightened occasionally as they may loosen with wear.

Care Instructions:

Hand wash with cold water and allow to air dry. Do not bleach. Do not iron. Do not dry clean. Do not tumble dry.

Fabric Contents:

Neoprene: 70%
Polyester: 30%

CAUTION: If pain or discomfort results, discontinue use and consult physician. Some individuals may be sensitive to neoprene rubber. If you notice skin irritation, discontinue use and consult a physician.

LIMITATION OF LIABILITY

Liability limited to the purchase price of this product. Supertek Canada Inc. shall not be liable for any incidental or consequential damages or any implied warranty on this product.

Supertek™

Distributed by:
Supertek Canada Inc.
Mont-Royal, Qc H4T 1X2
Made in China.

Customer Service:
1-800-304-8354