


# Star Shower™ Laser Light

Show Your Home  
with Thousands of  
Laser Lights  
in Seconds!



**IMPORTANT!**  
**STAR SHOWER™ ONLY WORKS IN THE DARK!**  
To save electricity, Star Shower™ has  
been designed to only turn on in the dark.  
Test the unit in a DARK ROOM.

IESSTENDEFRIMR7070615

Please read all instructions prior to use and save instructions for reference.

## DECLARATION OF LASER CONFORMITY

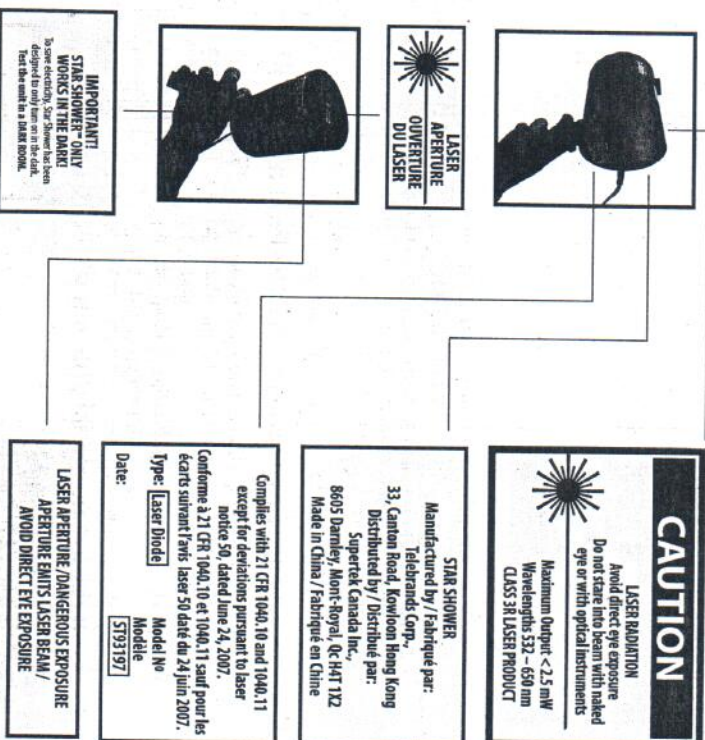
This product conforms to EN-CEI 60825 and US-FDA CDRH FLPPS standards. Complies with 21 CFR 1040.10 and 1040.11 except for deviations pursuant to laser notice 50, dated June 24, 2007. This product is a classified 3R laser product and no maintenance is required to maintain its conformity.



**CAUTION:** To reduce the risk of exposure to hazardous laser radiation:

- Avoid direct eye exposure. Never point unit directly at humans or animals.
- Do not open unit housing. There are no serviceable or replacement parts.
- Do not attempt to repair the unit.
- Do not use Star Shower in any manner other than intended by the manufacturer.
- Do not point unit at airplanes. This is against the law.

Please observe warning labels on product:



**NOTICE:** Lasers should not be projected at or within the flight path of an aircraft within 18 km (10 nautical miles) of an airport. If your intended surface is within 18 km (10 nautical miles) of an airport, lower the angle of the Star Shower so that no lasers point into the sky.

# Star Shower<sup>™</sup>

## Laser Lights

### Instructions for Use:

1. Remove all Star Shower components from packaging, saving packaging to store Star Shower safely when not in use.
2. Determine a location for Star Shower that is free from visual obstructions between Star Shower and your intended surface so the laser lights project clearly.

Distance to Surface	Coverage up to
3 meters (10 feet)	19 m <sup>2</sup> (206 sq.ft.)
6 meters (20 feet)	76.5 m <sup>2</sup> (824 sq.ft.)
7 meters (25 feet)	119.6 m <sup>2</sup> (1,288 sq.ft.)
9 meters (30 feet)	172 m <sup>2</sup> (1,854 sq.ft.)
10 meters (35 feet)	234 m <sup>2</sup> (2,525 sq.ft.)
12 meters (40 feet)	306 m <sup>2</sup> (3,296 sq.ft.)

3. Locate the pointer on top of the stake (Fig. 1). Ensure that the pointer on the stake points directly at your intended surface (Fig. 2). Insert stake into the ground in the location intended for Star Shower until angled portion of stake is completely underground.  
 If you have difficulty inserting stake into the ground, a rubber mallet may be used to gently pound in the stake. Never attempt to push or pound the housing of Star Shower.

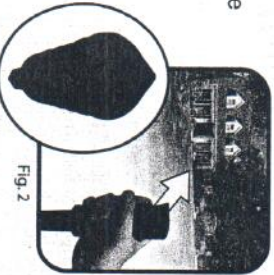


Fig. 1

Fig. 2

4. Screw the housing of the Star Shower onto the stake clockwise (Fig. 3).
5. Loosen the thumbscrew and adjust the angle of the Star Shower housing so it is pointing at your intended surface. Tighten the thumbscrew (Fig. 4).
6. Attach an extension cord rated for outdoor use (not included) to the electrical plug on the Star Shower. Plug the extension cord into an outdoor electrical outlet.



Fig. 3



Fig. 4

7. Switch the Star Shower on. Star Shower includes a light sensor to save electricity so it will only turn on in the dark. Pressing the switch towards the green stripe will emit only green laser lights. Pressing the switch towards the green and red stripe will emit both red and green lights. Leaving the switch centered will turn Star Shower off (Fig. 5).




Fig. 5

#### Helpful Hints:

- Star Shower lights will appear brightest in the dark and may look dimmer if there are competing sources of light.
- Star Shower is intended to operate in temperatures from -34°C to 37°C (30°F to 100°F). At or below freezing temperature, Star Shower may take up to 10 minutes to warm up and reach its full projection strength.

#### LIMITATION OF LIABILITY

Liability limited to the purchase price of this product. Supertek Canada Inc. shall not be liable for any incidental or consequential damages or any implied warranty on this product.

**IT/Supertek**

Distributed by  
Supertek Canada Inc.  
Mont-Royal, Qc H4T 1X2  
Made in China.  
Customer Service:  
1-800-304-8354