

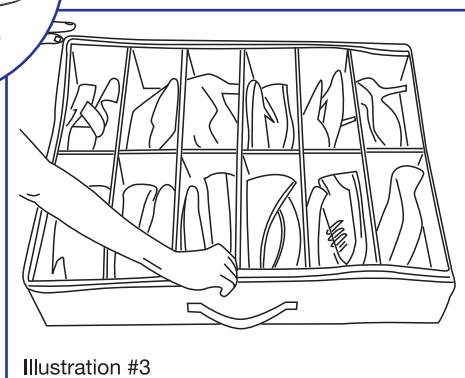
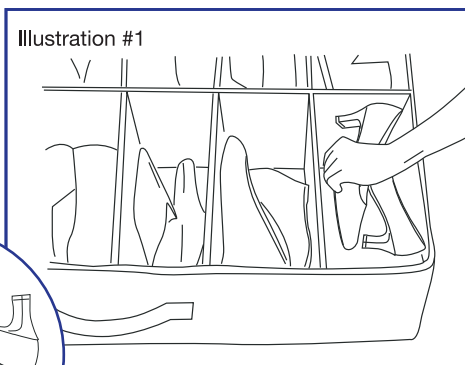
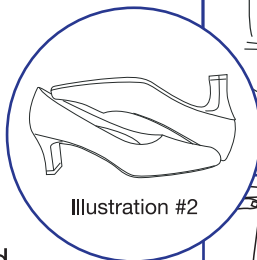
shoes under

Instruction Guide

Congratulations on purchasing the Shoes Under! The Shoes Under will enable you to organize, store, and protect your shoes, keeping them looking great!

Getting Started:

1. Simply unfold the Shoes Under, unzip the clear plastic cover, and insert your shoes or other accessories as shown (illustr. #1). Nest shoes as shown in illust. #2, or for larger shoes, stack them.
2. Close and zip the cover as shown in illustration #3. When you are ready to store your shoes to protect them from dirt and dust, place the Shoes Under in any convenient location.
3. Place Shoes Under below your bed, in your closet, or anywhere that allows you to have quick, convenient access to all of your shoes! Shoes Under should always be stored in a dry location indoors.



For Best Results:

- Clean shoes under with a damp cloth.
- Store Only clean and dry shoes.

Warnings:

- For intended use only
- Keep away from small children
- Keep away from heat or open flame
- Do not machine wash or dry
- For indoor use only, not for use in extreme heat or cold temperatures



Distributed by: Supertek Canada Inc.
8605 Darnley Rd., Mont-Royal, Qc H4T 1X2
client@supertek.ca

Customer Service: 1-800-304-8354

© 2009 Telebrands