



# ToughBlade PRO™

Congratulations on your purchase of MicroTouch® Tough Blade PRO™, the razor that gives clean shaves and trims sideburns and facial hair with micro precision.

## Getting Started

- Press the ON/OFF button once to turn on the built-in green laser guide and the vibration (see Illustration). The green laser guide helps precisely groom sideburns and facial hair.

**NOTE:** The green laser guide is to be used to show angle only; it will not show where the actual cut will be.

- Press the ON/OFF button again for the white spot light (see Illustration). The vibration will remain on.
- Press a third time to turn the unit off.

## Blade Release

- Push the slide button forward toward the shaving head (blade cartridge) to release (Image 1).
- With the slide button still pushed forward, line up the new shaving head (blade cartridge) so that the arms on the unit snap into the openings on the back side of the shaving head (blade cartridge) (Image 2).

**NOTE:** Always attach cartridge with the cap on the shaving head (blade cartridge).

## Changing Battery

- Using both hands, grasp the mid-section and bottom (black) portion of the handle and pull to separate (Image 3).
- Insert one AAA battery in the compartment, carefully placing the positive (+) pole toward the blade (Image 4).
- Replace the bottom portion of the handle by pressing into place.

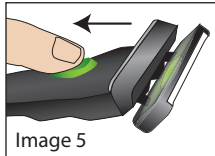
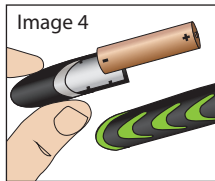
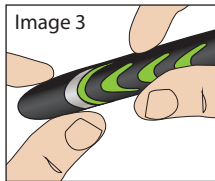
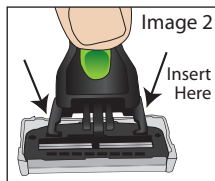
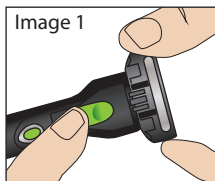
## Warning

- Keep out of the reach of children.
- Do not submerge the unit into water or other liquid.
- Do not connect battery improperly, charge, or dispose of in fire. Battery may explode or leak.
- Dispose of batteries according to all applicable local regulations.

**NOTE:** Razor is shower safe.

## Cleaning

- To rinse, slide the green button back toward the handle, pulling back the silver MicroTouch bar and exposing the green laser guide area. This will open the area between the guide and the blade allowing for easy rinsing access (Image 5).



This AC wire carrier current device of unintentional radiator is a Category II equipment compliant with Industry Canada's ICES-006.

### LIMITATION OF LIABILITY

Liability limited to the purchase price of this product. Supertek Canada Inc. shall not be liable for any incidental or consequential damages or any implied warranty on this product.

Distributed by:  
Supertek Canada Inc.  
Mont-Royal, QC H4T 1X2  
[www.dikit.ca](http://www.dikit.ca)

Customer Service: 1-800-304-8354