



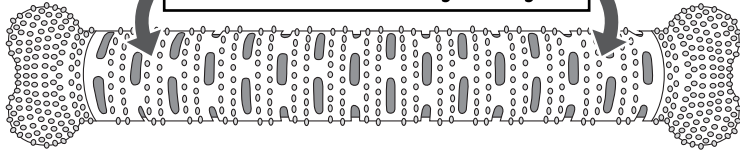
CHEWBRUSH™

Self-Brushing Toothbrush For Dogs



IMPORTANT SAFETY INSTRUCTIONS, READ AND FOLLOW ALL WARNINGS AND INSTRUCTIONS BEFORE USING THIS PRODUCT. INJURY CAN RESULT FROM IMPROPER USE. SAVE THESE INSTRUCTIONS.

Apply pet-safe foods like peanut butter to the Chewbrush™ to encourage chewing.



PRODUCT MAY VARY FROM IMAGES SHOWN

WARNING

 **KEEP OUT OF REACH OF CHILDREN. THIS PRODUCT IS NOT A TOY. THIS PRODUCT IS INTENDED ONLY FOR DOGS.**

- Dog should ALWAYS be supervised when playing with this or any chew. Remove this or any dog chew from dog immediately and discard if any part of the Chewbrush™ becomes loose or detached or if it is broken up into pieces. These pieces may cause choking, bowel obstruction or other serious injury to your dog.
- No dog chew is indestructible. Chewbrush™ is not appropriate for aggressive chewers that may be capable of breaking the Chewbrush™ into pieces.

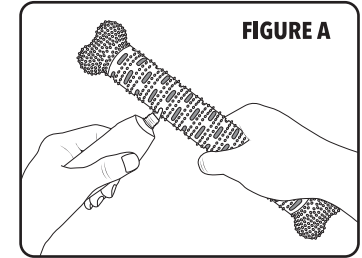
INTRODUCTION

Chewbrush™ is a self-brushing toothbrush for dogs. While they chew, the nubs of the outer sleeve massage gums while the slots scrape plaque and the inner core of multi-directional rubber bristles cleans teeth.

Dogs need regular dental care. The Chewbrush™ helps clean their teeth and gums and is intended to complement a program of regular dental care for your pet as advised by your veterinarian. The Chewbrush™ does not replace that program.

HOW TO USE

Chewbrush™ may be used every day to help clean your dog's teeth. For best results, use Chewbrush™ with a canine tooth paste recommended by your veterinarian. Just squeeze it into the slots of the outer sleeve and into the inner core of the Chewbrush. (Figure A)

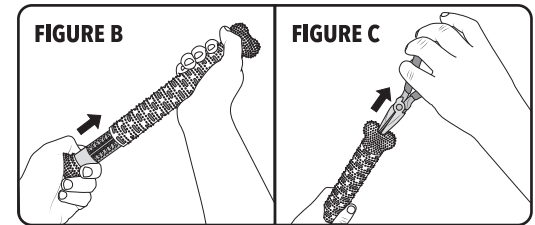


NOTE: To keep your dog interested in the Chewbrush™, limit exposure to just several minutes each day and put it away until the next day. In some cases, it may take several days for your dog to become interested in regularly chewing the Chewbrush™. Applying pet-safe foods or flavors to the Chewbrush™ may make the Chewbrush™ more attractive and help with the transition.

IMPORTANT! Always monitor your dog while using the Chewbrush™ and immediately remove it from use if the endcaps become loose or break up to avoid risk of choking or bowel obstruction from swallowing large pieces. Chewbrush™ is not appropriate for aggressive chewers that may be capable of breaking the Chewbrush™ into pieces.

HOW TO REASSEMBLE

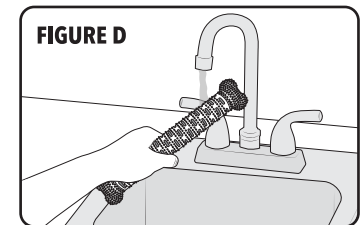
During play, Chewbrush™ may come apart. To put back together, push the inner core of the Chewbrush™ back up into the outer sleeve. (Figure B) Then using needle nose pliers, (not included) pull the nub of the inner core through the hole in the outer sleeve until secure. (Figure C)



HOW TO CLEAN

Chewbrush™ can be cleaned by rinsing under running water. (Figure D)

It is also top shelf dishwasher-safe.



Distributed by
Supertek Canada Inc.
Mont-Royal, QC H4T 1X2
www.clikit.ca

Customer Service:
1-800-304-8354

© 2019 Telebrands
Made in China.

LIMITATION OF LIABILITY

Liability limited to the purchase price of this product.
Supertek Canada Inc. shall not be liable for any incidental or consequential damages or any implied warranty on this product.