

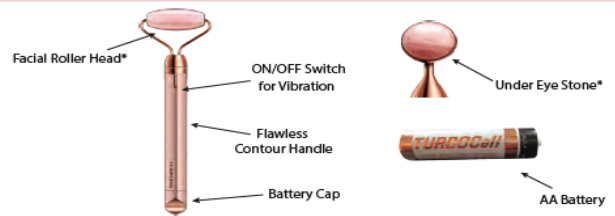
FINISHING TOUCH®  
**FLAWLESS** Contour™

Thank you for your purchase of  
**Flawless® Contour™**



**Facial Massaging Kit**

**Included in Contour Kit**



\*Ergonomically angled for optimal performance. Do not attempt to straighten.

**Getting Started**

**Prior to first use, test unit on small area. If sensitivity or allergic reactions occur, discontinue use immediately.**

- For best results, store Under Eye Stone in the refrigerator when not in use.
- Do NOT heat or freeze heads or handle.
- Handle should be kept at room temperature.

**FACIAL ROLLER**

- Line up the notches of the Roller Head with the notches in the Handle (Image 1).
- Gently turn clockwise to secure Head on Handle.
- To remove Head, turn counter clockwise and gently remove.



**UNDER EYE STONE**

- Line up the notches of the Under Eye Stone with the notches in the Handle (Image 2).
- Gently turn clockwise to secure Under Eye Stone on Handle.
- To remove Head, turn counter clockwise and gently remove.



**INSERT / REMOVE BATTERY**

- Hold the Handle with one hand and gently twist the Battery Cap at the bottom of the unit counter clockwise to reveal battery compartment.
- Place 1 AA battery into the compartment, making sure the positive end (+) is facing the bottom of the unit.
- Line up the notches of the Battery Cap and the Handle. Gently turn clockwise to close (Image 3).
- Repeat for battery replacement.




**How to Use**

**PRO TIP**

For best results, apply your choice of anti-wrinkle cream or serum to your face prior to use.

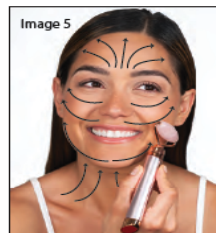
Slide switch up to turn vibration ON.

Slide switch down to turn vibration OFF (Image 4).



**FACIAL ROLLER USE**

- Make sure Roller Head is secured on the Handle.
- Turn ON for vibration (optional).
- Begin with the neck and roll upward and outward.
  - > Press Roller gently onto skin.
  - > Roll in a single smooth stroke upward and outward from the center of the face/neck toward the hairline or outer region of the face/neck (Image 5).
  - > Only use Roller in upward motions.
  - > For best results, repeat 3-4 times in one area before moving to the next area.



**UNDER EYE STONE USE**

- Make sure Under Eye Stone is secured on the Handle.
- Turn ON for vibration (optional).
- Start at the inner nose and work outward.
  - > Gently lay the Under Eye Stone against the skin.
  - > Hold 4-5 seconds in each place.
  - > Lift and move outward in a gentle, blotting motion (Image 6).
  - > Repeat 3-4 times under each eye.



**Care and Maintenance**

- Handle with care.
- Make sure unit is off when not in use.
- To clean, remove heads from handle and wipe rose quartz stones with a damp cloth. **Do not use alcohol or alcohol containing products.**
- Store unit in a dry, safe place.
- Individual results may vary.
- Use this device only for its intended use as described in this manual. If you do not find the answer to your specific question, or you have any other questions not discussed in this manual, please visit [www.clikit.ca](http://www.clikit.ca)

**Warning**

- Do not rinse Handle or unit under water, or submerge in any liquid.
- Do not dispose of battery in fire; battery may explode.
- Dispose of old batteries according to all applicable local regulations.
- If you have a skin condition or any medical concerns, please consult a dermatologist before use.
- Take care when using product in the under-eye areas and do not bring the unit into contact with eyelids or eyes themselves.
- Discontinue use if the unit appears damaged in any way. This product contains no serviceable parts.
- Due to the natural structure of rose quartz, dropping the tool on a hard surface may damage the tool, facial roller or Under Eye Stone.

For additional Flawless Items, accessories and how-to-videos please go to [www.clikit.ca](http://www.clikit.ca)  
This AC wire carrier device of unintentional radiator is a Category II equipment compliant with Industry Canada's ICES-006.

**LIMITATION OF LIABILITY**  
Liability limited to the purchase price of this product. Supertek Canada Inc. shall not be liable for any incidental or consequential damages or any implied warranty on this product.

[www.clikit.ca](http://www.clikit.ca)  
Distributed by :  
Supertek Canada Inc.  
Mont-Royal, QC H4T 1X2  
Customer Service : 1-800-304-8354