

PLEASE NOTE: The more you use Flawless Brows, the more precise your results will be. Please allow time for your hair and skin to become accustomed to this new innovative way to remove hair.

Installing / Changing Battery

- Remove cap.
- Hold top and bottom of unit and pull apart to reveal battery compartment [Image 1].
- Place 1 AAA battery (included) into battery compartment as indicated [Image 2].
- Slide/snap bottom casing back into place.

NOTE: Prior to first use, test unit on small area. If sensitivity or allergic reactions occur, discontinue use immediately.

How to Use

- Slide switch to ON position [Image 3]. Light will turn on.
- Use on clean, dry skin. Pull skin tight and move in small, circular motions [Image 4].

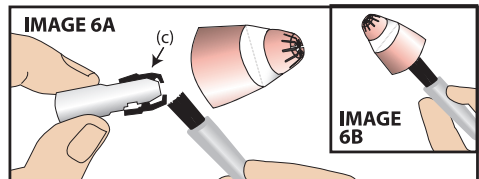
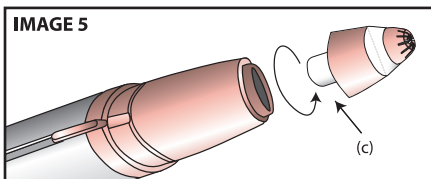
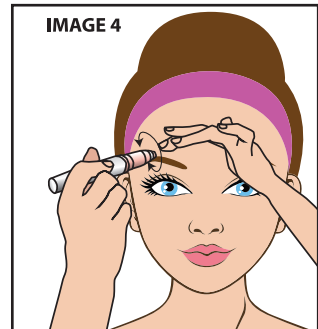
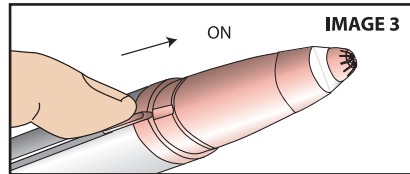
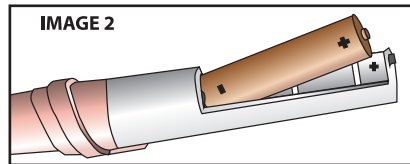
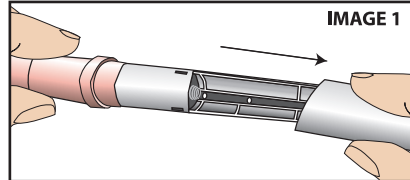
NOTE: It is normal for hair removal head to become warm with use.

For Optimal Results

- Use on clean and completely dry skin with no cream or cosmetic residue.
- Pull skin tight and move in small, circular motions [Image 4].
- If unit begins to slow down, clean head of hair residue.
- If unit is still running slow, change battery.
- It is normal for skin to appear red immediately after use due to pressure and friction applied.

Cleaning (Be sure unit is off)

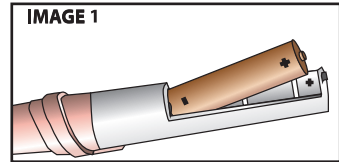
- **After each use, clean head with included brush.**
- Twist head counter-clockwise and lift off [Image 5].
- Gently brush away hair residue on stem (c) [Image 6A].



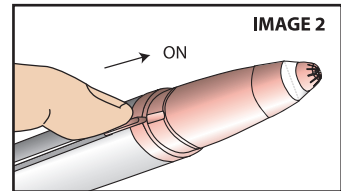
- Use brush inside head [Image 6B].
- Replace stem (c) inside head [Image 5].
- Place head back on unit and twist clockwise until it locks back in place.

QUICK START GUIDE

- 1. Install battery:**
Hold top and bottom of unit and pull apart (Image 1).



- 2. Turn Unit On:**
Slide switch to ON position (Image 2).



- 3. To Remove Hair:**
Use on clean, dry skin. Pull skin tight and move in small back and forth motions. (Image 3)



Caution

- Not intended for persons 12 years of age or under.
- Only use for its intended use as described in this manual.
- Do not use on irritated skin, open wounds or if you are experiencing breakouts. Discontinue use if skin irritation occurs.
- Do not rinse head or unit under water, or submerge.
- Do not dispose of battery in fire. Battery may explode or leak.
- Dispose of old batteries according to all applicable local regulations.

This AC wire carrier current device of unintentional radiator is a Category II equipment compliant with Industry Canada's ICES-006

LIMITATION OF LIABILITY

Liability limited to the purchase price of this product. Supertek Canada Inc. shall not be liable for any incidental or consequential damages or any implied warranty on this product.

Distributed by: Supertek Canada Inc.
Mont-Royal, QC H4T 1X2
www.clikit.ca
©2018 All Rights reserved
Customer Service : 1-800-304-8354